

**SIC invent**

The individual approach



# Product Overview **SURGERY**

# Schilli Implantology Circle Cooperation



**Dear Partners and Friends,**

Implantology has changed dentistry. It is, like the surgical joint replacement, a product of modern bone surgery. In 1958, this was completely restructured by the Arbeitsgemeinschaft für Osteosynthese (AO = Association for the Study of Osteosynthesis). Their rules also apply to us: the biomechanical principles of function provide orientation, the vitality of the bone must be preserved. The aim is the most atraumatic surgical procedure possible.

Incorporation of an implant is a biological process, and we must provide the requirements for it to take place smoothly. Every detail of our approach is therefore important. The procedure is optimised and errors are avoided by providing clear surgical protocols. But despite all the schematic optimisation every case remains an individual case. This in particular applies to the subsequent prosthetic restoration. When prosthodontics cooperates with surgery, prosthodontics dominates as it determines the function and aesthetics.

The implant system plays a major role in this process which is influenced by the individual factors of the patient. It is a standard product not only from a technical point of view but also for legal reasons. In this case, continuous optimisation is also a prerequisite for lasting success.

This is one of the tasks of the SIC "Schilli Implantology Circle". The international, interdisciplinary discussion forum integrates current theoretical and scientific research results in the implementation of practice-relevant systems and synchronises them with practical experience.

Another function of the SIC "Schilli Implantology Circle" is also to pass on this success in the form of continuous training.

We are, as are the members of the circle, very enthusiastic about implantology and want to improve the process and product through discussions with competent specialists. Disadvantages and faults as well as possible improvements and prospects are discussed at regional and an international level and scientific investigations and checks are initiated. Organisation and trust are therefore prerequisites for ensuring that everyone profits from this approach and that we can provide our patients with even more reliable and better help.

Sincerely  
Prof. Dr. Wilfried Schilli



Founding Member Schilli Implantology Circle

# SIC invent Group

**Dear valued Partner,  
Welcome to SIC invent!**

## **Our company**

In 2003, I founded SIC invent in Basel, Switzerland. Today, SIC invent has subsidiaries and highly-qualified distribution partners worldwide. In addition to our high-tech and high-quality products, the success model of our globally operating group of companies is based on our outstanding employees. We are passionate about providing you and your team with the best products and solutions to care for your patients.



## **The individual approach**

Your very personal and individual requirement for products, service and training is our highest priority.

## **Our history**

One of the pioneers in the development of osteosynthesis screws for craniomaxillofacial surgery, dental implantology and their applications, is my father **Professor Dr. Wilfried Schilli**. His experience of more than 60 years in this field of medicine, dentistry, research and teaching is the cornerstone and foundation for the SIC "Schilli Implantology Circle". It was only through his fundamental and broad knowledge that I was then able to start this venture which is now being carried on by many worldwide practicing colleagues together with the highly professional and dedicated SIC invent team. The SIC "Schilli Implantology Circle" is an international network of key opinion leaders (KOL) and clinicians using the SIC system. We continually organize Task Forces in research and training of physicians and dental technicians to ensure the highest level of technology, scientific evidence-based background and patient outcomes.

All of our systems and components have been created in collaboration with the members of the SIC "Schilli Implantology Circle" and before they are finally incorporated into our implant systems, they receive the necessary evidence through studies and application observations at leading universities, clinics, practices and dental laboratories both within and outside the SIC network. The members of SIC and SIC invent AG stand for the highest degree of innovation and quality of our product line and supply concepts worldwide. At this point, I would like to express my gratitude to all of our SIC members. Without this "think tank", it would not be possible to attain our product and training portfolio at such a premium level.

## **In equal mission**

In 2018, SIC invent AG acquired the P-I Brånemark implant systems | [pibranemark.com](http://pibranemark.com). P-I product lines, produced in a high-quality in-house manufacturing facility, were developed by **Professor Per-Ingvar Brånemark**, jointly with experienced clinicians and scientists, reflecting the pinnacle of his research and knowledge over many years.

P-I solutions are contributing to the SIC invent Group by addressing selected markets, complementing portfolios, further expanding presence and growth. **Professor Per-Ingvar Brånemark** and **Professor Wilfried Schilli** had the same vision and mission for over 50 years, and it gives me great pleasure to provide, through the SIC invent Group, a singular platform for continued developments.

## **Our philosophy and task**

Our mission is to offer top of the line products and solutions for all indications by providing a simplified system with less components, with the ultimate goal of reducing the time and thus treatment costs for the patient while maintaining outstanding clinical outcomes.

Thank you for the confidence and trust you have placed in us, and I look forward to our continued collaboration in the future.

Sincerely  
Georg Schilli,

A handwritten signature in black ink, appearing to read 'G. Schilli'.

President of the Supervisory Board  
Chief Executive Officer  
SIC invent AG



<b>Implants</b>	<b>p. 10</b>
Implants Internal Hex	p. 10
Implants Conical Interface	p. 11

<b>Standard Surgery</b>	<b>p. 12</b>
SIC Surgical Trays	p. 12
SIC Drills	p. 13
SIC Surgical Accessories	p. 16
SIC Insertion Tools	p. 18

<b>SIC Guided Surgery</b>	<b>p. 22</b>
SIC Guided Surgery Trays	p. 22
SIC GS Drill Systems	p. 23
SIC GS Insertion Tools	p. 24
SIC GS Surgical Accessories	p. 25

<b>Biomaterials</b>	<b>p. 26</b>
Bone Grafting Material	p. 26
Membrane	p. 26


# System Overview

One single surgical set-up  
– high surgical  
flexibility

## Implants

## Drills

## Crestal Drills



### Internal Hex



SICace®

SICmax®

SICtapered



### Conical Interface

SICvantage® max

SICvantage® tapered



### Marking-Drill



### Extension Drills

with Depth Stop  
or Short Drills
















### Reamer

for SICace Short  
Implants only



Same surgical tools

Bone Taps	Insertion Tools	Gingiva Shapers	Impression Technique
	 <u>TR Insertion Tools "direct" for Ratchet</u> or  <u>Insertion Tools, for Angle Piece</u>	 <u>Gingiva Shapers</u>   <u>P2F Provisional to final</u>	 <u>Reposition</u> or  <u>Open Tray Technique</u>
	 <u>TR Insertion Tools "Short" for Ratchet</u> or  <u>Insertion Tools, for Angle Piece</u>	 or <u>Temporary Treatment</u> 	 <u>Reposition</u> or  <u>Open Tray Technique</u>

Internal Hex Prosthetic Line


Conical Interface Prosthetic Line

high flexibility with two prosthetic lines

# System Overview

1

One single surgical set-up



2

Two different  
Implant-Abutment  
Connections



Internal Hex



Conical Interface

SICace®  
SICmax®

SICvantage® max

SICtapered

SICvantage® tapered




3

Three complementary implant solutions  
for high chairside flexibility

SICace®

SICmax®  
SICvantage® max

SICtapered  
SICvantage® tapered





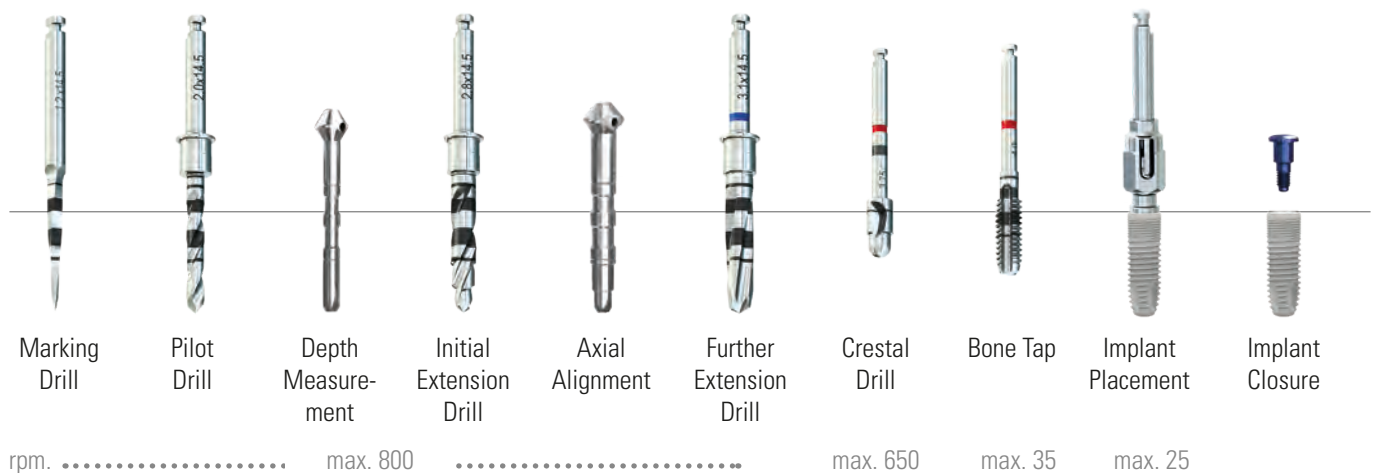
# Drilling Protocols

Drill	2.0 mm	2.8 mm	3.1 mm	3.25 mm	3.75 mm	4.25 mm	4.6 mm	Crestal Drill	optional Bone taps
Implant									
3.0 mm	✓	✓							3.0 mm
3.4 / 3.7 mm	✓	✓ S	N	H				3.3 mm	3.4 mm
4.0 / 4.2 mm	✓	✓	✓ S	N	H			3.75 mm	4.0 mm
4.5 / 4.7 mm	✓	✓		✓ S	N	H		4.25 mm	4.5 mm
5.0 / 5.2 mm	✓	✓		✓	✓ S	N	H	4.75 mm	5.0 mm

S Soft

N Normal

H Hard







## Drilling Protocol for SiCace® 6.0 mm short implants

Drill	2.0 mm	2.8 mm	3.1 mm	3.25 mm	3.75 mm	Reamer
Implant						
4.0	✓	✓	✓			✓
4.5	✓	✓		✓		✓
5.0	✓	✓		✓	✓	✓





# Internal Hex

## SICace® Screw Implants incl. Cover Screw





Implant Ø	Prosthetic connection	Geometry of the connection	6.0 mm* Length	7.5 mm Length	9.5 mm Length	11.5 mm Length	13.0 mm Length	14.5 mm Length
3.4 mm	3.3 mm 	Inner Hex 2.3		935182	935170	935171	935172	935173
4.0 mm	3.3 mm 		935140	935183	935174	935175	935176	935177
4.5 mm	4.2 mm 		935141	935150	935151	935152	935153	935154
5.0 mm	4.2 mm 		935142	935184	935178	935179	935180	935181

\*Please consider the differing drilling protocol on page 9








## SICmax® Screw Implants incl. Cover Screw

Implant Ø	Prosthetic connection	Geometry of the connection	6.0 mm Length	7.5 mm Length	9.5 mm Length	11.5 mm Length	13.0 mm Length	14.5 mm Length
3.7 mm	3.3 mm 	Inner Hex 2.3		935270	935271	935272	935273	935274
4.2 mm	3.3 mm 		935265	935275	935276	935277	935278	935279
4.7 mm	4.2 mm 		935266	935285	935286	935287	935288	935289
5.2 mm	4.2 mm 		935267	935280	935281	935282	935283	935284

## SICtapered Screw Implants incl. Cover Screw

Implant Ø	Prosthetic connection	Geometry of the connection	7.5 mm Length	9.5 mm Length	11.5 mm Length	13.0 mm Length	14.5 mm Length
3.7 mm	3.3 mm 	Inner Hex 2.3	935371	935372	935373	935374	935375
4.2 mm	3.3 mm 		935377	935378	935379	935380	935381
4.7 mm	4.2 mm 		935383	935384	935385	935386	935387
5.2 mm	4.2 mm 		935389	935390	935391	935392	935393

## Implant-Abutment-Connections

 SICace®, SICmax® SICtapered	
Implant	Prosthetics
 3.4/3.7 mm  4.0/4.2 mm	 3.3 mm
 4.5/4.7 mm  5.0/5.2 mm	
	 4.2 mm



# Conical Interface

## SICvantage® max Screw Implants incl. Cover Screw

Implant Ø	Prosthetic connection	Geometry of the connection	7.5 mm Length	9.5 mm Length	11.5 mm Length	13.0 mm Length	14.5 mm Length
3.0 mm	2.2 mm	Morse Taper		950163	950164	950165	950166
3.7 mm	2.5 mm		950172	950173	950174	950175	950176
4.2 mm	2.9 mm		950182	950183	950184	950185	950186
4.7 mm	2.9 mm		950192	950193	950194	950195	950196
5.2 mm	2.9 mm		950202	950203	950204	950205	950206

## SICvantage® tapered Screw Implants incl. Cover Screw

Implant Ø	Prosthetic connection	Geometry of the connection	7.5 mm Length	9.5 mm Length	11.5 mm Length	13.0 mm Length	14.5 mm Length
3.0 mm	2.2 mm	Morse Taper		951360	951361	951362	951363
3.7 mm	2.5 mm		951371	951372	951373	951374	951375
4.2 mm	2.9 mm		951377	951378	951379	951380	951381
4.7 mm	2.9 mm		951383	951384	951385	951386	951387
5.2 mm	2.9 mm		951389	951390	951391	951392	951393

## Implant-Abutment-Connections

<b>SICvantage® max</b> <b>SICvantage® tapered</b>	
Implant	Prosthetics
3.0 mm	2.2 mm
3.7 mm	2.5 mm
4.2 mm	2.9 mm
4.7 mm	
5.2 mm	


# SIC Surgical Trays



SIC Surgical Tray  
with Titanium Ratchet, equipped

250/25/150 mm

933105



SIC Surgical Tray  
universal, empty

250/25/150 mm

935510



SIC Surgical Tray with Titanium Ratchet, equipped  
for SIC hex and SICvantage connection

250/25/150 mm

933106



SICvantage Surgical Tray with Titanium Ratchet,  
equipped

250/25/150 mm

951705



SIC Washtray, equipped

933112



SIC Washtray, empty

935514







# SIC Drills

## Marking Drill

1.7 mm








935194

## Short Drills Length 25.5 mm


2.0 mm	2.0/2.5/2.8 mm	3.1 mm	3.25 mm	3.75 mm	4.25 mm
					
"Smart Drill"					
935222	935223	935224	935225	935226	935228

Please note: Only to be used with implant lengths up to 11.5 mm.







## Drills for Depth Stop Length 34.0 mm

2.0 mm	2.0/2.5/2.8 mm	3.10 mm	3.25 mm	3.75 mm	4.25 mm	4.6 mm
						
"Smart Drill"						
935214	935215	935216	935217	935220	935218	935221







Short and long drills with depth stop





Depth Stops for Drills up to Ø 3.25 mm

Diameter 4.7 [mm]						
for Implant Length [mm]	6.0	7.5	9.5	11.5	13.0	14.5
Specific height/length [mm]	13.9	12.4	10.4	8.4	6.9	5.4
	935245	935246	935247	935248	935249	935250

Depth Stops for Drills up to Ø 4.6 mm

Diameter 5.7 [mm]						
for Implant Length [mm]	6.0	7.5	9.5	11.5	13.0	14.5
Specific height/length [mm]	13.9	12.4	10.4	8.4	6.9	5.4
	935256	935251	935252	935253	935254	935255


Compatibility of Depth Stops

Diameter [mm]	2.0	2.0/2.5/2.8	3.1	3.25	3.75	4.25	4.6
 Depth stop without marking	935214	935215	935216	935217			
 Depth stop with marking yellow					935220	935218	935221

Brackets for Depth Stops







equipped  
935512






empty  
935511






## Crestal Drills Length 31.0 mm

Diameter [mm]	3.3	3.75	4.25	4.75
				
	935187	935192	935167	935193






## Reamer for SICace Length 6.0 mm

Diameter [mm]	4.0	4.5	5.0
			
	935127	935128	935129

## Bone Taps Length 34.0 mm

Diameter [mm]	3.0	3.4	4.0	4.5	5.0
					
	935198	935185	935186	935168	935190

## Bone Condenser by Dr. A. Weidmann

Diameter [mm]	2.6	3.2	3.4	3.9	4.3
					
	937202	937203	937204	937206	937205



Handle for  
SIC Bone Condenser  
937200





SIC Bone Condenser Set  
Consisting of Tray,  
Handle, 5 inserts  
937220

# SIC Surgical Accessories

## Gingiva Punch “Safety Punch”, Lenght 20.5 mm

Diameter [mm]	3.3	4.2
		
	937151	937150

## Depth Gauge Lenght 23.5 mm

Diameter [mm]	2.0	2.8
		
	935165	935166



SIC Probe for Gingiva  
Punch, universal

937323



SIC Drill extension

935212



SIC Cutter  
Ø 5.2 mm for SIC  
“Safe on Four”,  
with Guidance Tip

935230



SIC Counter Ratchet  
with “Easy Handle”

937122



SIC X-Ray Balls Ø  
5.0 mm, 10 pieces

935351







SIC Dental Implant  
Pass, 20 pieces

Z9913



Distance Control "Surgery"

Prosthetics [mm]	3.3 	4.2 
		
	935320	935322



SIC X-Ray  
Positioning  
Device SICmax®,  
SICvantage® max  
1.25:1 and 1:1  
935008



SIC X-Ray  
Positioning  
Device SICtapered,  
SICvantage® tapered  
1.25:1 and 1:1  
935006



SIC X-Ray  
Positioning  
Device SICace®,  
1.25:1 and 1:1  
935007

# SIC Insertion Tools Surgery



SIC TR  
Insertion Tool S,  
short

937109



For Internal Hex only  
SICace, SICmax, SICtapered

## Insertion Tools, Angle Piece

Lenght [mm]	20.0	28.0
		long
		
	937113	937112

Also usable with SIC Multi-Unit Abutment, straight.

## TR Insertion Tools

Lenght [mm]	22.5	32.5
	"direct", short	"direct", long
		
	937102	937103



SICvantage TR  
Insertion Tool S,  
short

951613



For Conical Interface only  
SICvantage max and SICvantage tapered

## SICvantage Insertion Tools, Angle Piece

Lenght [mm]	20.0	28.0
		long
	951615	951614

Also usable with SICvantage Multi-Unit Abutment, straight.




## SICvantage Insertion Tools, "direct"

Prosthetics [mm]	2.2	2.5	2.9
Lenght 30.5 mm	951620	951621	951622
Lenght 22.5 mm	951624	951625	951626



## SICvantage Extractor for prosthetics

Prosthetics [mm]	2.2	2.5/2.9 mm			
	short	long	extra short	short	long
	951616	951617	951623	951618	951619

## TR Screwdrivers

Lenght [mm]	17.0	25.0	32.5
	extra short, hex 1.2 mm	short, hex 1.2 mm	long, hex 1.2 mm
			
	937130	937128	937129

## Screwdriver, Angle Piece

Lenght [mm]	5.0	15.0
	"direct", short	"direct", long
		
	937032	937031



SIC Torque Ratchet, Titanium,  
incl. Adapter for Angle Piece Instruments

937127



SIC TR Adapter for Angle  
Piece Instruments

937108



SIC Counter Ratchet with  
"Easy Handle"

937122




SIC "Easy Screw" designed  
by Dr. G. Bayer

935300




# SIC Guided Surgery



SIC Surgical Tray, Guided Surgery,  
equipped

250/25/150 mm

933110



SIC Surgical Tray, Guided Surgery,  
empty

250/25/150 mm

935518

## SIC Washtray



SIC Surgical Tray, Guided Surgery  
washtray, equipped

933111



SIC Surgical Tray, Guided Surgery  
washtray, empty






935513

# SIC GS Drill Systems






## GS Pilot Drill

Diameter [mm]	2.0 mm	2.0 long
		
	935553	935554





## GS Extension Drills Length 35.5 mm

Diameter [mm]	2.0/2.5/2.8	3.1	3.25	3.75	4.25
					
"Smart Drill"					
	935555	935556	935557	935567	935558






## GS Extension Drills, long Length 40.0 mm

Diameter [mm]	2.0/2.5/2.8	3.1	3.25	3.75	4.25
					
"Smart Drill"					
	935559	935560	935561	935568	935562

## GS Countersinks Length 29.5 mm



Diameter [mm]	3.4	3.9	4.4	4.9
				
	935550	935551	935566	935552

GS Bone Taps Length 35.5 mm

Diameter [mm]	3.0	3.4	4.0	4.5	5.0
					
	935570	935563	935564	935569	935565

SIC GS Insertion Tools

GS Insertion Tools, Angle Piece

Lenght [mm]	23.0	28.0
		long 
	937115	937114



For Conical Interface only  
SICvantage max and SICvantage tapered



SICvantage GS Insertion Tools, Angle Piece

Lenght [mm]	23.0	31.0
		long 
	951610	951611







# SIC GS Surgical Accessories



## GS Gingiva Punches

Diameter [mm]	4.2	5.2
		
	937154	937155

## GS Drill Keys for sleeve Ø 5.2 mm

Diameter 1 [mm]	2.0, Sleeve Ø 3.1 mm	2.0	3.10	3.75
Diameter 2 [mm]	2.4 (Tap), Sleeve Ø 5.2 mm	2.8	3.25	4.25
				
	and for Bone Tap for Sleeve Ø 5.2 mm			
	935580	935581	935582	935583

## GS Sleeves

Diameter [mm]	3.1	5.2
Outer diameter [mm]	4.0	6.0
		
	935590	935591



SIC GS Fixation Post,  
for Sleeve Ø 5.2 mm

935592

# Biomaterials

## Bone Grafting Material

### SIC nature graft



Material:  
Hydroxyapatite of phycogene origin

Size	1 x 0.5 ml (granule size 0.3-1.0 mm)	1 x 1.0 ml (granule size 0.3-1.0 mm)	1 x 2.0 ml (granule size 0.3-1.0 mm)
	510808	510816	510824

### SICbio graft™



Material:  
Bioresorbable bone replacement material made of  
 $\beta$ -tricalcium phosphate for oral and maxillofacial surgery

Size	1 x 0.5 ml (granule size 0.2 – 0.5 mm)	1 x 0.5 ml (granule size 0.5 – 1.0 mm)	1 x 1.0 ml (granule size 0.5 – 1.0 mm)	1 x 0.5 ml (granule size 1.0 – 2.0 mm)	1 x 1.0 ml (granule size 1.0 – 2.0 mm)
	510105	510115	510111	510125	510121

## Membrane



### SICmeso Guard® Dental Membrane



Material:  
Native collagen membrane from porcine  
mesothelium of peritoneal origin

Size	15 x 20 mm	20 x 30 mm
	530015	530020

### "Augmentation Plus" Cover Screw (incl. SIC "Augmentation Plus" Fixation Screw)

Prosthetic connection	
3.3 mm 	935115
4.2 mm 	935116



For Internal Hex only  
SICace, SICmax, SICtapered



# Labels and Packaging




Implant type

Implant diameter and length

Reference number

Sterilized using radiation

SICace Schraubenimplantat  
SICace Screw Implant  
SICace Système implantaire  
SICace Sistema implantare



Ø4.0 L13.0 mm 1 St./pc.

SN 623945S000000


Serial No.

REF 935176


Reference No.

STERILE R


Sterile by radiation



Attend accompanying Documents




Attend Instructions for use




Single Use Only

Rx only



Manufactured by

Use by 2024-01-02




LOT 623945

LOT No.

SIC invent AG  
Birmannsgasse 3  
4055 Basel  
Switzerland

CE 0297

MADE IN GERMANY



+ESIC9351761/\$\$+3240102623945S000000T

CE mark fulfills the requirements of the Medical Device Directive

Expiration Date  
Production date

Manufacturer

28 )



## Notes

[illegible]

## Notes

[illegible]

**Headquarters:****SIC invent AG**

Birmannsgasse 3  
4055 Basel, Switzerland  
Tel.: +41 61 260 24 60  
[contact.switzerland@sic-invent.com](mailto:contact.switzerland@sic-invent.com)

**SIC invent Deutschland GmbH**

Willi-Eichler-Str. 11  
37079 Göttingen, Germany  
Tel.: +49 551 504 29 40  
[contact.germany@sic-invent.com](mailto:contact.germany@sic-invent.com)

**SIC invent Austria GmbH**

Kohlmarkt 7/Stg. 2/58  
1010 Wien, Austria  
Tel.: +43 1 533 70 60  
[contact.austria@sic-invent.com](mailto:contact.austria@sic-invent.com)

**SIC invent Asia-Pacific Inc.**

6F, 6, Banpo-daero 23-gil, Seocho-gu,  
Seoul, Republic of Korea  
Tel.: +82 2 585 9700  
[contact.korea@sic-invent.com](mailto:contact.korea@sic-invent.com)

**SIC invent ShangHai Limited**

Office 721, Building 2-1,  
German Business Center  
No. 88, Keyuan Road,  
Zhangjiang Hi-Tech Park  
201203 Shanghai / PR China  
Tel.: +86 21 5855 0126  
[contact.china@sic-invent.com](mailto:contact.china@sic-invent.com)

**SIC invent North America Inc.**

[contact.usa@sic-invent.com](mailto:contact.usa@sic-invent.com)

[www.sic-invent.com](http://www.sic-invent.com)

[www.my-sic.com](http://www.my-sic.com)

**Online Shop  
for all SIC invent  
products**

